

Web Slings - General Information

CAUTIONS

When preparing the load, protect against:

- Twists and kinks in the sling
- Damage to sling from sharp edges and corners
- Trapping sling between or under loads
- Damage due to load turning in basket hitch
- Overloading sling and excessive sling leg angles
- Loading sling out of plain/side loading
- Wear by use of wear pads or other protection
- Point loading of hooks
- Exposure to fumes, vapours, sprays or mists of alkalise, ethers or concentrated sulphuric acid
- Exposure to temperatures in excess of 200°F
- General abuse

SAFE OPERATING PRACTICES

- Know the working load limit of the equipment and tackle being used. Never exceed this limit
- Determine the load weight before rigging it
- Determine how the load is to be connected to the lifting hook and how the sling will grip, or be attached to the load
- Sling must not be dragged on the floor, or over an abrasive area
- Sling must not be tied into knots, or joined by knotting
- Sling must always be protected from being cut by sharp corners, sharp edges, protrusions or abrasive surfaces
- Inspect the sling before using it and destroy defective components. Discarded equipment may be used by someone not aware of the hazards and defects
- Never carry out any rigging or hoisting operation when the weather conditions are such that hazards to personnel, property or the public are created
- Stand clear of the lift
- Do not jerk the load

CARE, MAINTENANCE & INSPECTION

When placing the sling into storage, the following should be considered:


- Examine for damage, such as cuts, holes, tears, snags or abrasions
- Broken or worn stitching in load bearing stich pattern
- Excessive wear in lifting eyes or in the body of a sling
- Signs of melting, charring, weld splatter or chemical damage
- Remove dirt and other foreign materials
- Knots
- Distortion, excessive pitting, corrosion or damage of any fitting or component
- Capacity tag must be legible and in tact
- Hang in clean, dry area and avoid entanglement
- Store away from exposure to sunlight
- All accessories used with the sling must be free of sharp edges
- Keep records of inspections (including dates and conditions of slings)
- Each day before being used, the sling and all attachments shall be inspected for damage or defects by a competent person designated by the employer. Additional inspections shall be performed during sling use where service conditions warrant. Damaged or defective slings shall be immediately removed from service
As per ANSI Std. B30.9 & OSHA

ORDERING SLINGS

When placing an order for slings, please specify the following:






- Sling type
- Number of plys
- Sling width
- Sling length (measure pull to pull of reach in feet)






EXAMPLES OF REJECTION



Web Slings Reference Charts

Class 7 Synthetic Webbing Slings

Working Load Limits (Lbs)					
One Ply	Type 1, 2, 3 and 4				Type 5
	Vertical 90°	Choker 90°	Vertical Basket 90°	Two Legged 60°	Vertical 90°
Size (In)					
1	1600	1280	3200	2800	3200
2	3100	2480	6200	5400	6200
3	4700	3760	9400	8100	9400
4	6200	4960	12400	10700	12400
5	7800	6240	15600	13500	15600
6	9300	7440	18600	16100	18600
8	11750	9400	23500	18300	21150
10	14700	11760	29400	22900	26450
12	17650	14120	35300	27500	31750

Working Load Limits (Lbs)					
Two Ply	Type 1, 2, 3 and 4				Type 5
	Vertical 90°	Choker 90°	Vertical Basket 90°	Two Legged 60°	Vertical 90°
Size (In)					
1	3100	2480	6200	5400	6200
2	6200	4960	12400	10700	12400
3	8800	7040	17600	15200	17600
4	11000	8800	22000	19100	22000
5	13700	10960	27400	23700	27400
6	16500	13200	33000	28600	33000
8	22750	18200	45500	36700	42350
10	28400	22720	56800	45800	52900
12	34100	27280	68200	55000	63500

The working load limits above are calculated on a 5:1 design factor
 The above charts are in accordance with ASME B30.9-2010 specifications